


FINANCIAL IMPACT OF INTEGRATED SPECIALTY PHARMACY EFFORTS TO AVOID ORAL ONCOLYTIC WASTE

Brooke D. Looney, PharmD, CSP¹| Jared Crumb, PharmD¹| Gabrielle Jones, PharmD candidate² | Ryan Moore, MS³| Leena Choi, PhD³| Autumn D. Zuckerman, PharmD, BCPS, AAHIVP, CSP¹| Kristen Whelchel, PharmD, CSP¹

¹Vanderbilt Specialty Pharmacy, Vanderbilt University Medical Center ²Lipscomb University School of Pharmacy ³Department of Biostatistics, Vanderbilt University Medical Center

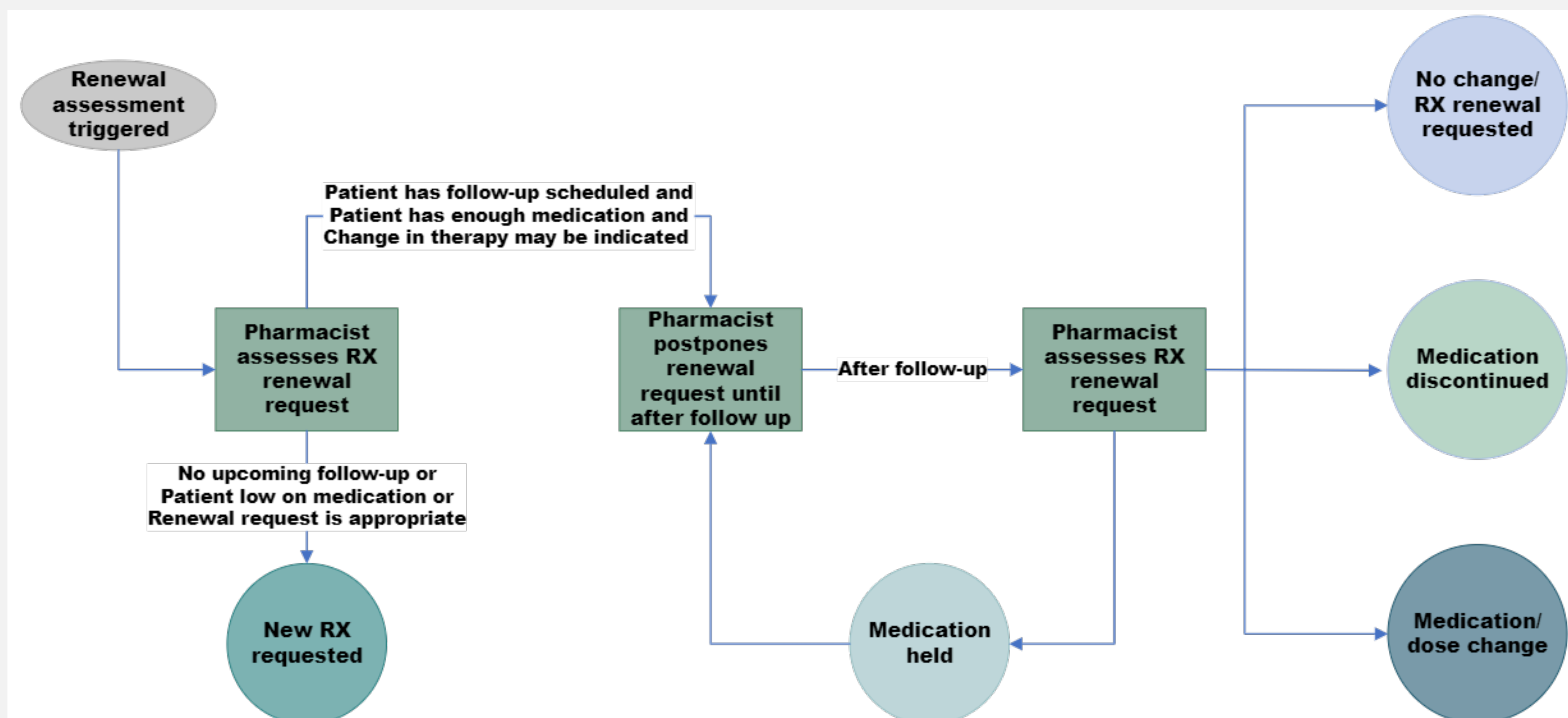


PURPOSE

To evaluate the impact on waste and cost avoidance associated with specialty pharmacist postponing requesting a prescription renewal in patients on oral oncolytics who have an upcoming follow-up (i.e., provider visit, labs, imaging) and sufficient medication supply.

METHODS

Single-center retrospective review, Vanderbilt University Medical Center
Patients filling oral oncolytics at Vanderbilt Specialty Pharmacy
January 1, 2020- January 31, 2021



Study Conclusion and Highlights

- Specialty pharmacist review prior to renewal request proved effective in avoiding waste and unnecessary medication costs
- Therapy was discontinued or changed in 98% of postponed refill renewals
 - Total cost avoidance was \$967,821
 - Median cost avoidance per fill \$2,417

RESULTS

Figure 1. Outcome of Follow-up (n=167)

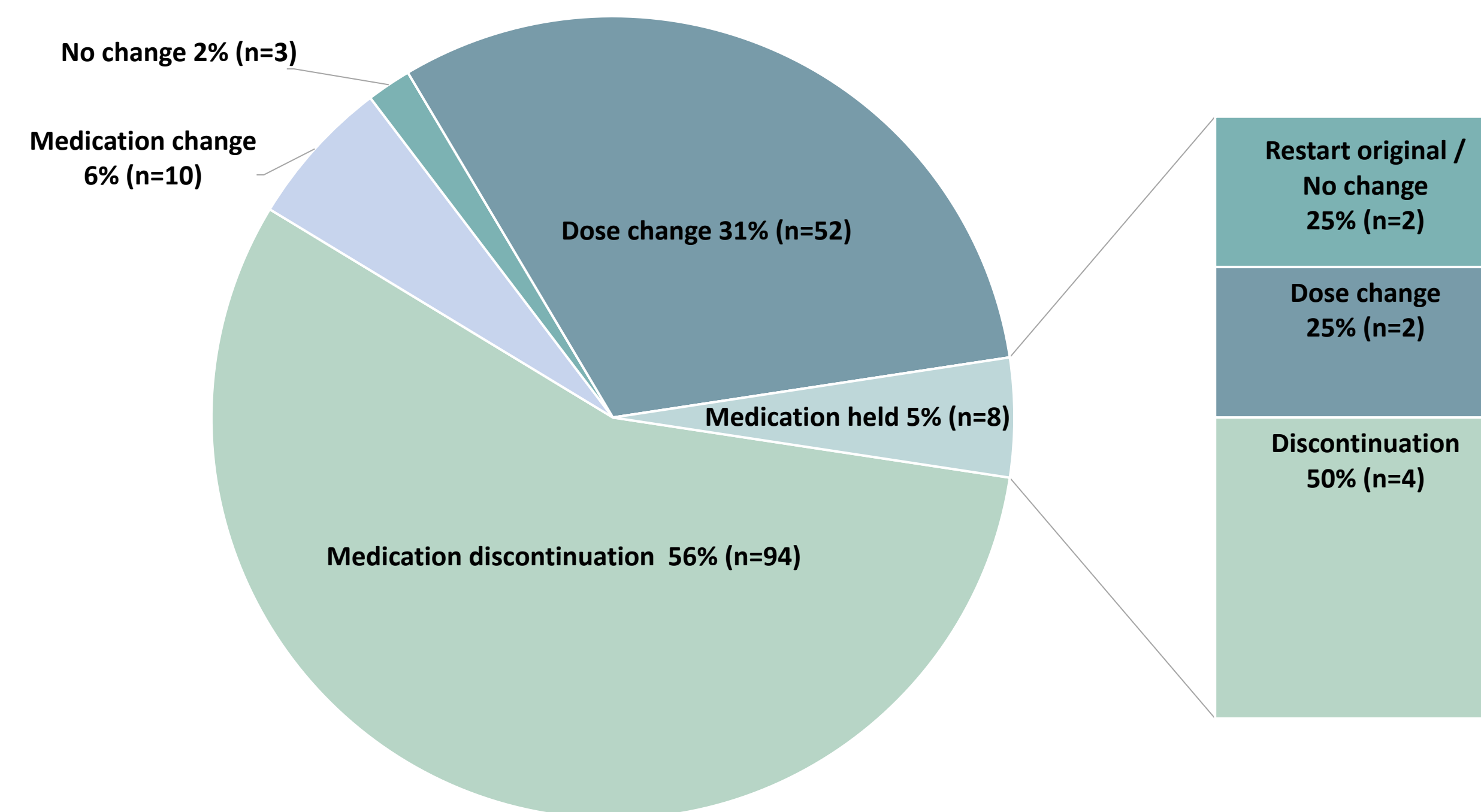
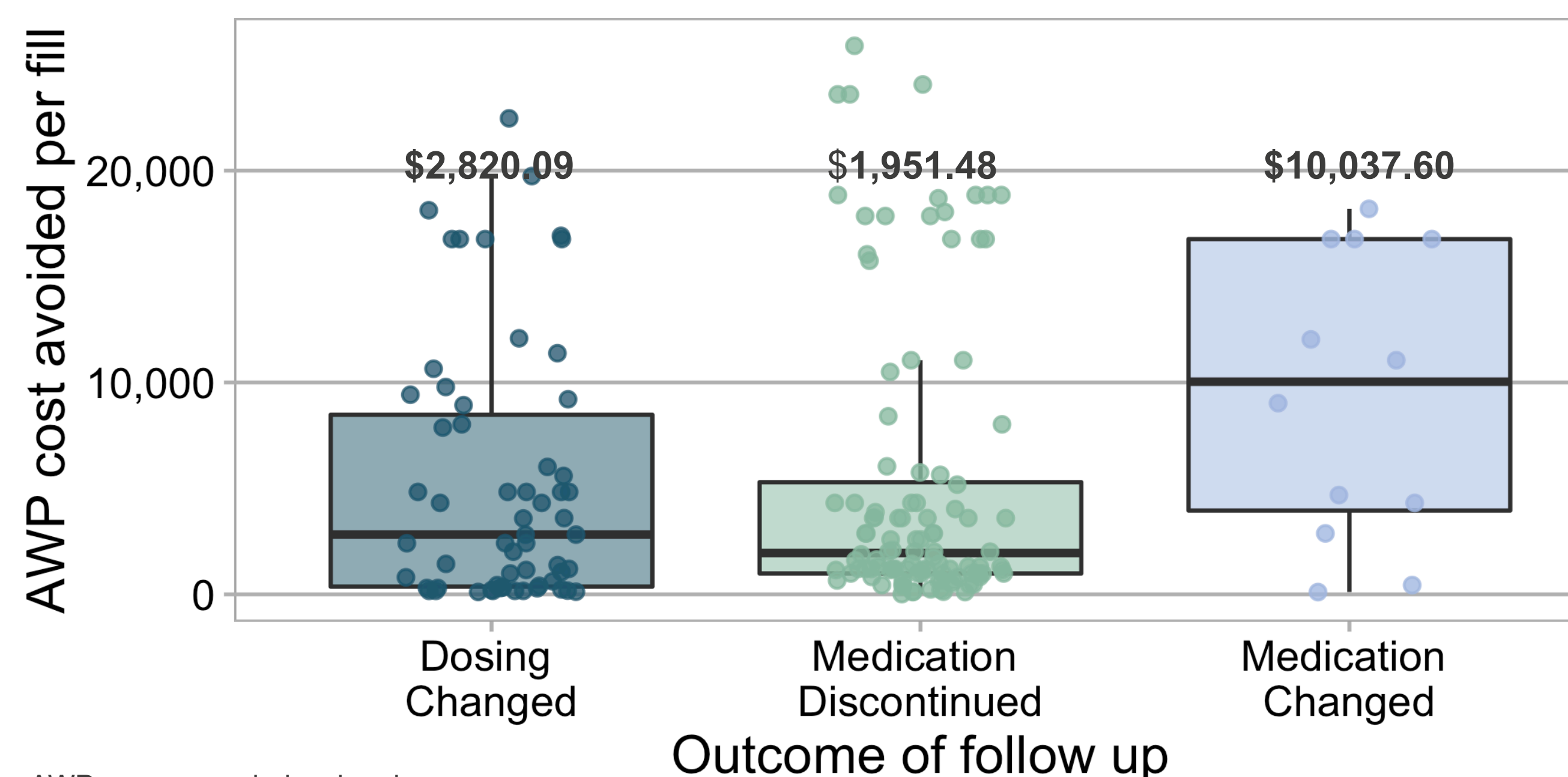


Table 1. Top 5 Meds Associated with Cost Avoidance

Total Cost Avoidance	
Medication	Cost Avoidance
Temozolomide (n=66)	\$249,707.56
Palbociclib (n=11)	\$173,274.50
Everolimus (n=5)	\$ 84,815.64
Trifluridine-tipiracil (n=5)	\$ 69,186.40
Olaparib (n=4)	\$ 62,504.40
Median Cost Avoidance Per Fill	
Tucatinib (n=1)	\$25,891.20
Regorafenib (n=2)	\$23,598.96
Alpelisib (n=1)	\$22,466.64
Ruxolitinib phosphate (n=1)	\$18,692.40
Ribociclib succinate (n=1)	\$18,195.03

Figure 2. Median Cost Avoidance Per Fill by Outcome of Follow-up



AWP - average wholesale price

Table 2. Cost Avoidance by Outcome of Follow-up

Outcome	Total
Medication discontinuation	\$489,843.34
Dose change	\$294,072.59
Medication change	\$113,035.16
Medication held	\$ 70,870.65
Total cost avoidance	\$967,821.74

ACKNOWLEDGEMENTS

We would like to acknowledge VSP Oncology and Hematology Specialty Pharmacists Stephanie White, PharmD and Katie Williford, PharmD, BCPS, CSP for their contributions to data review and collection.